

PRE-VOCATIONAL TASKS

MATCH, ASSEMBLE & PACKAGING

Task No. 23

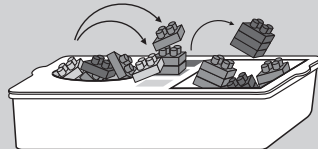
A multi-step activity: matching objects to pictures, assembly and packaging.



DOX BLOX

Task No. 19

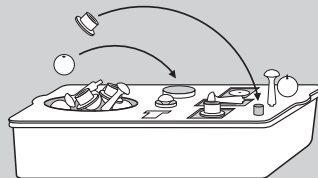
The individual matches a given order of colored blox, assembles the pieces, and puts them in the finished area.



VARIATIONS

Task No. 37

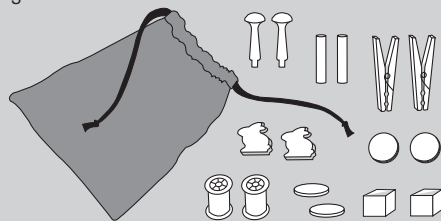
Challenges rigid behaviors by providing the opportunity to see singular objects in a variety of ways. The student is given three variables for each object.



SENSORY TASKS

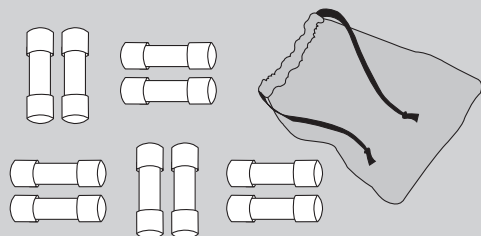
MYSTERY BAG

Match eight pairs of different wooden objects by reaching into the bag, without looking, to find the matching object by feel.



SOUND CYLINDERS

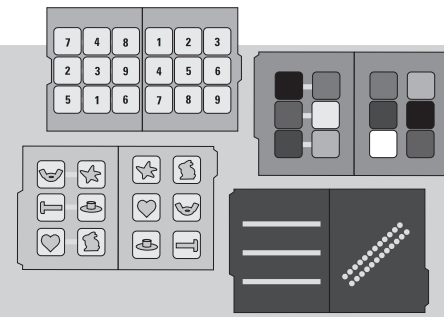
Match five cylinder pairs by sound alone.



ADVANCED CURRICULUM


FOLDER TASKS

This set of (4) folder tasks contains familiar images, numbers, colors and a do-it-yourself for customization. Periodically assess the individual's ability to use them during one-on-one sessions. Once mastered, add the folder tasks as part of the independent structured work session.



SHOEBOXTASKS HANDBOOK

Designed for teachers, therapists and parents who work and/or live with autistic individuals, this in-depth handbook looks at the development of ShoeboxTasks® and explains how these beginning level academic activities, based upon the North Carolina TEACCH program's structured teaching approach, are best used.



SHOEBOXTASKS EDUCATIONAL CD

Students move a variety of shapes to be matched, stacked or placed into containers on an interactive screen. Simulates Independent Work Sessions.

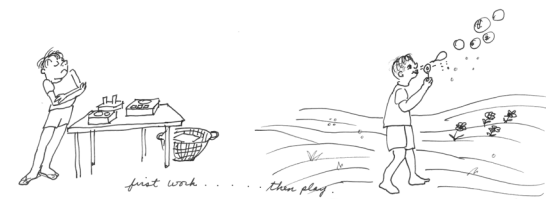
TEACCH INSTRUCTIONAL VIDEO

A 16-minute film highlighting the three important aspects of the TEACCH approach: elements and structure of the physical environment, independent work systems, and daily schedules.

SHOEBOXTASKS SERVICES

Teacher trainings and consultations are available upon request. See website for details.

Replacement parts available on our website.



Centering on Children, Inc.

2004 Riverside Drive
Loft 2, Unit S
Asheville, NC 28804 USA


CALL TOLL-FREE
1-888-268-6366

FAX PURCHASE ORDER
(828) 252-7500

CALL LOCAL
(828) 252-5111

SECURE ONLINE ORDER
www.shoeboxtasks.com

Feb 2019



LEARN ASSESS GROW

Since 1996, the Basic Curriculum, consisting of sixteen ShoeboxTasks®, has been foundational to the process of learning how to learn and has proven to be a beginning point for students entering the academic arena. By virtue of their design, these Tasks appeal to the student's visual strengths and meet the needs for organization and the fulfilling reward of completion. In addition, the Tasks demonstrate a way of organizing activities that can also be applied to navigating personal and developmental areas of life. Appropriate for children whose abilities range within the 12-30 month developmental level, it is important to bear in mind that ShoeboxTasks® have a life expectancy!

As students progress, it is necessary to periodically assess when they are ready for more abstract, workbook-like activities. In response to the unique challenges of this population, Centering On Children continues to design

additional ShoeboxTasks® to complement and broaden the application of the Basic Curriculum — hence, our Advanced Curriculum with Tasks 17-37. These additional tasks address developmental areas such as motivation, fine motor skills, eye-hand coordination, and multi-step sequencing — foundational upon which to build academic and vocational skills.

ShoeboxTasks® work within the overall Structured Teaching approach to learning, developed by the North Carolina Treatment and Education of Autistic and related Communication-handicapped Children (NC TEACCH) program. Enjoy the process!

Centering on Children, in Asheville, North Carolina, is now a thriving vocational workshop that employs adults on the autism spectrum. We serve therapists, schools, and families worldwide and continue to respond to the unique needs of this population through the development of new activities, consultations, workshops and by providing a model vocational workplace for the general public. Don't hesitate to contact Ron Larsen with your questions, concerns and ideas at ron@shoeboxtasks.com.

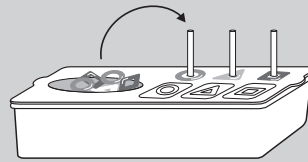
SHOEBOX TASKS®

PRE-ACADEMIC TASKS

SHAPE-UP

Task No. 32

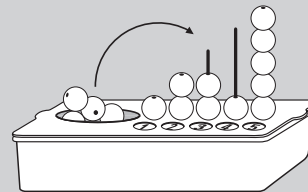
The student places up to three geometric shapes over the dowel matching the corresponding shape or picture.



BEAD STACK 1-5

Task No. 18

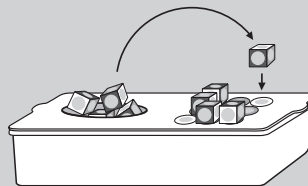
A one-unit stacking task that visually demonstrates the concept of counting from one to five.



AROUND THE BLOCK

Task No. 33

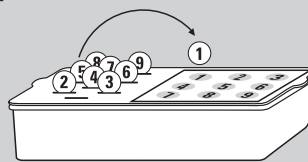
Match colors on a six-sided block to a template velcroed to the lid, encouraging fine motor control.



LETTER, SHAPE, NUMBER, COLOR MATCH

Task No. 20

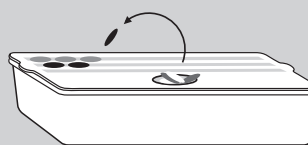
This one-unit matching task encourages independence while practicing academic readiness skills.



COLOR MATCH SEQUENCE

Task No. 26

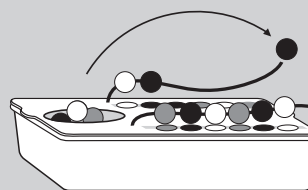
Nine different colored coins are used in groups of three for matching or sequencing patterns.



BEAD PATTERNS

Task No. 30

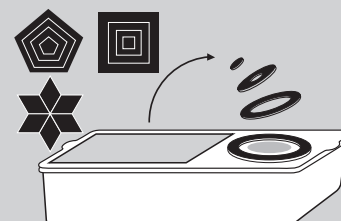
Coordinating the use of two hands, the student strings beads on either a pipecleaner or shoelace, following a prescribed pattern.



BULLSEYE

Task No. 36

The student removes puzzle pieces from the open side and matches them to a jig on top of the lid.

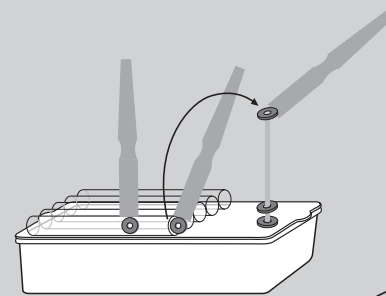


MOTIVATIONAL TASKS

POSITIVE ATTRACTION

Task No. 34

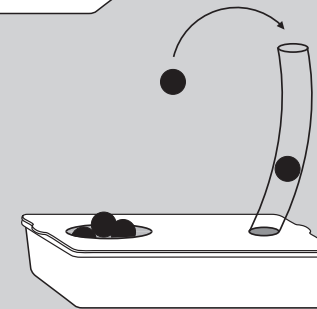
The student uses a wand to move magnetic washers through plastic tubes, placing them onto a wooden dowel. The curious behavior of magnets encourages concentration and fine motor control.



FLEX TUBE

Task No. 25


Visual and auditory effects created by dropping a ball into a transparent, flexible tube motivate students to complete the activity.



DRUM ROLL

Task No. 27

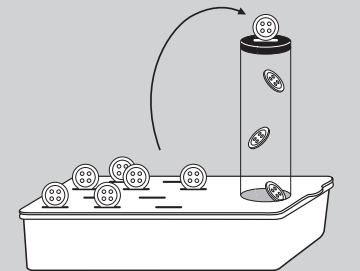
Watching one of the ten balls funneling its way down into the opening becomes a captivating, motivational activity.



RED BUTTONS INTO WATER

Task No. 17

An all-time favorite, the action of the buttons in the water has captivated many individuals. A proven motivator and door-opener to learning.

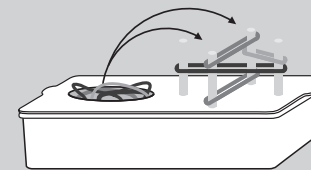


FINE MOTOR - EYE HAND COORDINATION TASKS

STRETCH

Task No. 31

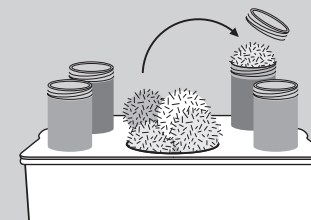
Using two hands, the student stretches colored loops between dowels creating various patterns.



CLOSURE

Task No. 29

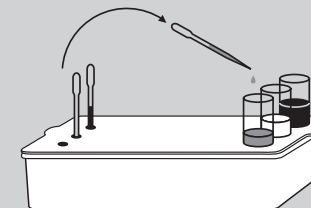
Students put oversized pompoms into containers before screwing down the cap for closure.



PIPETTES

Task No. 24

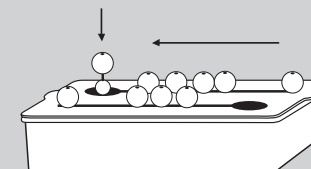
Through the action of squeezing and drawing colored water into the transparent pipette, students fill containers affixed to the lid or create works of art using an absorbent napkin.



BEAD SLIDE

Task No. 21

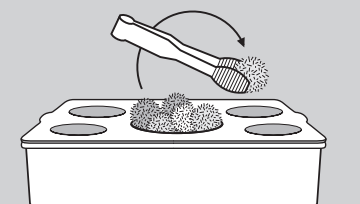
An opportunity for the student to cross the midline and slide beads into the finished opening.



POMPOM

Task No. 28

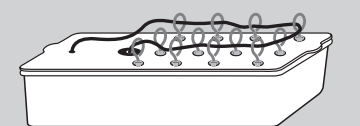
An activity that builds hand strength by encouraging the student to move pompoms with a tong from one container to another.



LACING

Task No. 22

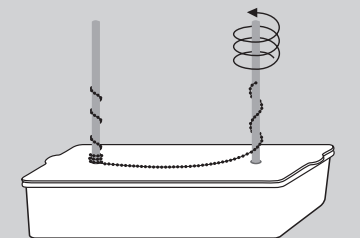
The student laces through a series of eyebolts following a designated path that ends at the red (finished) opening.



TWISTER

Task No. 35

Encourages fine and gross motor development, eye-hand coordination and opportunities to engage the midline by winding a link-chain around dowels in a variety of ways.



ShoeboxTasks Vocational Workshop is located in Asheville, NC, USA. Please arrange a visit if you are in town. Teacher training and consultations are available upon request.

Visit www.shoebboxtasks.com for electronic newsletters, updates and new products.